

The Nuts and Bolts of

Japan's Traffic Rules

Follow the rules
to make your stay safe and fun

For pedestrians

Obey traffic signals
and look both ways
before crossing the street.

横断禁止

No crossing

Do not cross
the street
where prohibited.

For bicyclists

At a stop sign,
come to a complete
stop and look
both ways.

止まれ
STOP

Ride on the left side
of the road.




街とともに。人とともに。
FOR MORE COMMUNICATION
けいしちょう

Metropolitan Police Department



MPD website

Japan's Traffic Rules




For vehicles

For pedestrians

- Obey traffic signals.
- Do not cross against the light.

For pedestrians



Use a crosswalk to cross the street.



Look right first before crossing the street.

Cars drive on the left side of the road.

You may ride a bicycle on sidewalks with this sign. Yield to pedestrians and ride slowly on the side closer to the road.

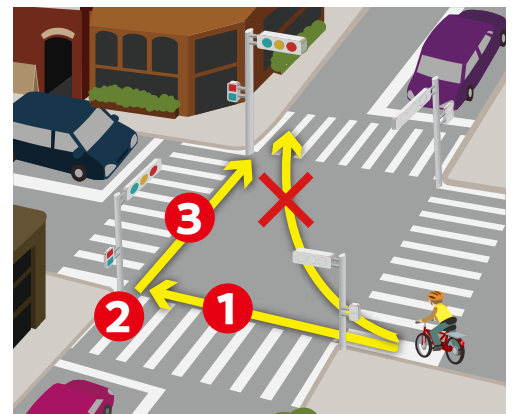


Yield to pedestrians

For bicyclists



How to turn right at an intersection



- 1 Go straight to the other side of the street on a green light.
- 2 Stop and turn to the right.
- 3 Proceed when the light ahead turns green.



A bicycle is a vehicle.
Don't drink and ride.

It's illegal to use a phone while riding.

Using a phone while walking is very dangerous.



If you're involved in a traffic accident...

- 1 Ensure safety on the road.
- 2 Give aid to the injured and call 119 for an ambulance.
- 3 Call 110 for the police (even if you think it is a minor accident).